

UNIVERSAL ARM SLING

USER MANUAL


All serious accidents concerning the medical device supplied by us must be reported to the manufacturer and competent authority of the member state where your registered office is located.

ENGLISH











 **Before using the product, consult a doctor**

Operational indications

1. Wear the injured arm into the sling bag (see fig.1).
2. Pull the shoulder belt through the shoulder and then through the corresponding button and fasten it (see fig.2).
3. This products can be adjusted according to the length of patients' arm in the turn of picture 3, 4 and 5.



SYMBOLS

	Product code
	Caution: read instructions (warnings) carefully
	Medical Device
	Consult instructions for use
	Manufacturer
	Medical Device compliant with Regulation (EU) 2017/745
	Keep in a cool, dry place
	GB Keep away from sunlight
	Lot number
	Date of manufacture

GIMA WARRANTY TERMS

The Gima 12-month standard B2B warranty applies

REF 28623



Gima S.p.A.
 Via Marconi, 1 - 20060 Gessate (MI) Italy
 gima@gimaitaly.com - export@gimaitaly.com
www.gimaitaly.com
 Made in China

