

VEINSPY™ HAND-HELD VEIN FINDER

• 23450 VEINSPY™ HAND-HELD VEIN FINDER

VeinSpy™ is a portable vein finder for easy visualisation of veins in adult, pediatric, geriatric, obese and dark skin patients with difficult venous access. It works on Transverse Illumination Technology: light beams from a circular LED array penetrate the skin and act as a light source to achieve deep illumination of subcutaneous tissues. The veins in the illuminated area absorb the light and become prominent as dark lines. The **VeinSpy™** device consists of two sets of coloured LEDs: one set emits orange light optimal for superficial veins, another set emits red light to find deeper veins.

Advantages of the VeinSpy™:

- reduces multiple needle prick and improves site selection for needle insertion
- no treatment delay due to difficult venous access
- reduces patient pain due to needle insertion
- increases patient comfort, avoids hematoma

• 23451 PLASTIC SLEEVES FOR 23450 - disposable - box of 50

TECHNICAL SPECIFICATIONS

Number of LED's:	22 Orange, 8 Red
Functional opening:	17 mm
Viewing diameter:	33 mm
Rechargeable battery:	Lithium Ion, 3.7V, 1150mAh
Battery charger:	110-240 V AC input, 5V DC output 750mA
Battery life:	1½ hour continuous use
Dimensions - weight:	125x65x22.7 mm - 90 g

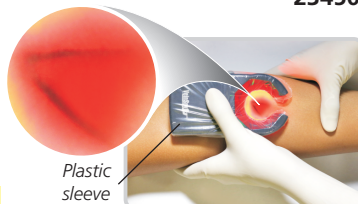


How to use VeinSpy™

- 1- Wipe the area of the patient's skin with alcohol swab.
- 2- Insert VeinSpy™ into the disposable sleeve and switch ON.
- 3- Move the VeinSpy™ across and forth to get a clear view of the specific vein.



23450



Plastic sleeve

4- After visualization of vein move the device so that needle can be inserted easily



5- Gently press the VeinSpy™ on the vein, insert needle into the vein through the open end of VeinSpy™

STANDARD ACCESSORIES

Rechargeable battery	Battery charger
50 disposable plastic sleeves	Multilingual manual: GB FR, IT, PT, ES.

PROFESSIONAL VEIN FINDERS

• 23456 QV-500 PROFESSIONAL VEIN FINDER

• 23454 QV-600 PROFESSIONAL VEIN FINDER with display

Portable vein finding devices that can project blood vessels image on skin surface accurately and timely.

Ergonomic design with an advanced infrared imaging technology to provide real-time accurate vein digital image on patient's skin.

Both help doctors and nurses to easily find veins of obese or chemotherapy patients, hairy or dark skin people, people with varicose veins, fine blood vessels and vascular obstruction.

They can adapt 7 (23456) or 12 (23454) different colours to different ages, body shapes, skin colours, weights and various operating environments. Suitable for adults, children and infants.

Both allow to observe the vascular thickness, length, curve and branch information to determine the best puncture location to avoid pain. Also available optional table stand or mobile trolley.

QV-600 additional features

- display with switchable languages (GB, FR, IT, ES, DE, PL, RU)
- possibility to photograph and store up to 6,000 images to track and analyze pathologies.



23456

Ventilation holes




Removable battery compartment

Control panel

Mini projector

DISPLAY+
IMAGE STORAGE+
12 COLOURS


7 (23456) or 12 (23454) different colours to better adapt to skin and environment conditions



23454

TECHNICAL SPECIFICATIONS

	23456	23454
Light:	harmless infrared light	
Infrared wave:	760-940 nm	
Display:	-	2.4"
Image:	-	3D pseudo-colour, AI algorithm
Adjustable brightness:	5 levels	6 levels
Detection distance:	15-25 cm ± 0.3 mm	
Detection depth:	0-8 mm	0-10 mm
Noise:	≤20 dB	≤30 dB
Rechargeable Li-ion battery:	3400mAh	4800mAh
Power supply:	5V 2.0A, 100V-240V - 50/60Hz	
Size - weight	20x6.2xh 5.5 cm - 280 g	24x6xh 6.5 cm - 450 g



• 23457 TABLE STAND for 23454 and 23456

• 23458 MOBILE STAND for 23454 and 23456

STANDARD ACCESSORIES


- Aluminium carrying case
- Calibration card
- Charging cable
- Adapter
- User manual GB, FR, IT, ES

MILITARY TOURNIQUETS

• 25526 MILITARY TOURNIQUET - orange

• 25527 MILITARY TOURNIQUET - black

Mainly used for stopping massive haemorrhage of limbs on field conditions or in normal pre-hospital emergency. Disposable easy to use, one-handed application tourniquet improving the efficiency of hemostasis. It can be self-applied or applied by a first responder, allowing a quick and easy regulation of the pressure needed. Suitable for both upper an lower limbs. Made of woven synthetic fabric with thermoplastic clasp and secure windlass. Size: 95x4 cm. Multilingual instructions: GB, FR, IT, ES, PT, DE, GR, Arabic.



25526

25527

25526