



PROFESSIONAL MEDICAL PRODUCTS

**ANALIZZATORE DI GRASSO CORPOREO**  
**BODY FAT ANALYZER**  
**ANALYSEUR DE GRAISSE CORPORELLE**  
**ANALIZADOR DE GRASA CORPORAL**  
**ANALISADOR DE GORDURA DIGITAL**  
**KÖRPERFETTWAAGE**  
**ANALIZATOR TKANKI TŁUSZCZOWEJ**  
**ΖΥΓΑΡΙΑ-ΛΙΠΟΜΕΤΡΗΤΗΣ**

**REF** GBF-2008-B1 (27086)

Fabbricante / Manufacturer / Fabricant / Fabricante  
Fabricante / Hersteller / Producent / Παραγωγός:  
ZHONGSHAN TRANSTEK ELECTRONICS CO., LTD  
23, Jin'an Road, Minzhong, Zhongshan,  
528441, Guangdong, China  
Made in China

Importato da / Imported by / Importé par / Importado por / Importado por  
Importiert von / Importowane przez / Εισαγωγή από:

**Gima S.p.A.**

Via Marconi, 1 - 20060 Gessate (MI) Italy  
gima@gimaitaly.com - export@gimaitaly.com

[www.gimaitaly.com](http://www.gimaitaly.com)



IP21



Thank you very much for selecting the Transtek Body Fat Analyzer GBF-2008-B1.  
Please do read the user manual carefully and thoroughly so as to ensure the safe usage of this product,  
and keep the manual well for further reference in case you have problems.

## ***Table of Contents***

### **SAFETY INFORMATION**

Safety and usage information.....	13
Tips.....	14

### **OVERVIEW**

Device components.....	14
List.....	15
LED Display.....	15

### **INITIAL START-UP**

General instructions.....	15
Insert the batteries.....	16
Install APP and Pair-Up.....	16

### **START MEASURING**

Select Measurement Unit.....	17
Daily Measurement.....	17

### **MANAGE YOUR HEALTH**

Data transmission.....	18
------------------------	----

### **TROUBLESHOOTING**

Error prompt.....	18
When measuring.....	19
When data transmitting.....	19

<b>SPECIFICATIONS.....</b>	<b>20</b>
----------------------------	-----------

<b>MAINTENANCE.....</b>	<b>20</b>
-------------------------	-----------

<b>WARRANTY.....</b>	<b>21</b>
----------------------	-----------

## SAFETY INFORMATION

### **Safety and Usage Information**

The warning signs and symbols are essential to ensure your correct and safe use of this product and protect you and others from injury.



#### **CAUTION**

Transtek's Body Fat Analyzer GBF-2008-B1 offers you a seamless way to manage your health. Please be aware that this device is designed for healthy population over 10 years old self-measuring and self-monitoring body compositions. Any information provided by this device is in no way meant to treat, cure or prevent any disease or illness from happening. If in doubt, contact your physician. This device is contraindicated for any female subject who may be suspected of, or is pregnant. Otherwise, the effects of this device on the fetus are unknown.

This device is contraindicated for any person who is connected to a wearable or implantable electronic device or instrument such as a pacemaker or defibrillator.

This device should not be used for anyone who is acutely or chronically ill because of suffering from a disease or taking medications that affect your water levels. The accuracy of readings for these patients has not been verified. Specific medical advice should be obtained from a physician.

GBF-2008-B1 is equipped with data transmission function. It may emit electromagnetic energy so as to perform its intended function. Nearby portable and mobile RF communications equipment can affect the performance of GBF-2008-B1. And the device can interfere vicinity electrical equipment.

Manufacturer will make available on request circuit diagrams, component parts list, etc.

**WARNING:** No modifications of this equipment is allowed. This may result in increased EMISSIONS or decreased IMMUNITY of GBF-2008-B1.

Please use the device according to the user manual. Any misuse can cause electric shock, burns, fire and other unexpected hazards.

Please use and storage the device under the environment which was provided in the user manual. Don't expose the device to extreme temperatures, direct sunlight, moist or corrosive environment.

Do not step on the scale when your body or feet are wet, especially after bathing or showering to prevent slipping.

Please keep the device out of reach of infants, children or pets, since inhalation or swallowing of small parts is dangerous or even fatal.

Please don't use the device out of lifetime any more because degraded sensors and electrodes, or loosened electrodes can degrade performance or cause other problems.

If you have an allergy to stainless steel, please avoid to contact to the electrodes of the device.

The patient is an intended operator. The patient can measure, transmit data and charge battery under normal circumstances and maintain the device and its accessories according to the user manual.

### **INDICATIONS FOR USE**

- The Transtek Body Fat Analyzer measures weight and uses bio-electrical impedance analysis (BIA) technology to estimate body fat in generally healthy children 10-17 years old and healthy adults.
- It is intended for use in the domestic setting only.

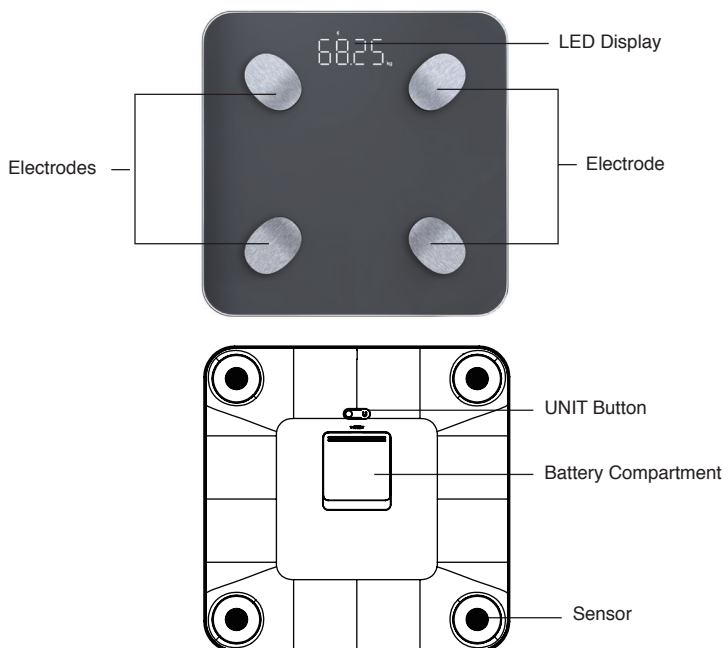
## Tips

**To ensure the accuracy of measurement, please follow below instructions when you start measurement.**

- Place the scale on a flat, hard surface. Soft surface such as carpet will affect the performance of the scale.
- Step onto the platform with bare feet. Stand still and keep full contact with the electrodes until the measurement is complete.
- Start measurement at least two hours after Getting up or Dinning.
- Avoid measurement immediately after strenuous exercise, sauna or bath, drinking, and dining.
- Always start measurement in the same time slot and on the same scale located on the same flat, hard surface.
- For maximum accuracy and repeatability , it is recommended that you should use the device in the same time of the day and on the same location.
- The condition of the skin on the bottom of your feet can affect the reading. The natural effects of aging or activity can make this skin hard. Take the reading with clean, slightly damp feet for best accuracy. If you are having a problem on operating this scale please contact customer service.
- Body fat percentage estimates will vary with the amount of water in the body, and can be affected by dehydration or over-hydration due to such factors as alcohol consumption, menstruation, illness, intense exercise, etc.

## OVERVIEW

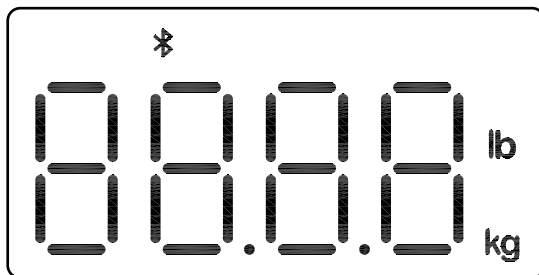
### Device Components




### List

1. Body Fat Analyzer GBF-2008-B1
2. Four AAA-size Batteries (1.5V per each)
3. User Manual

### LED Display



<b>lb</b>	Pound		Bluetooth Connection Indication
<b>kg</b>	Kilogram		

## INITIAL START-UP

### General Instructions

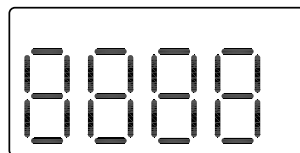
Transtek Body Fat Analyzer GBF-2008-B1 applies BIA (Bio-impedance Analysis) technology. A small amount of weak current flows through the human body so as to detect the bio-impedance and estimate body fat. The electrical current is small and may not be felt.

This BIA technology is cheap, safe, non-invasive, toxic-free and harmless. It also possesses the characteristics of simple operation and abundant information.

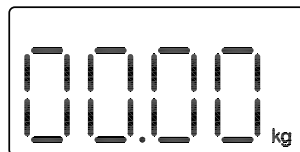
The current mentioned above is less than 0.5mA. However, please be aware that anyone with a wearable or implantable medical electronic instrument, such as a pacemaker, must avoid using this device. The intended use of this device is for healthy children 10-17 years old and healthy adults.

## Insert the Batteries

- Open the battery door in the back of the scale.
- Insert the batteries (4 x 1.5V AAA) into the battery compartment according to the polarity indications marked inside the compartment.  
\* The digits “8888” will be shown on the LED.



- Close the battery door and wait until the digits “00.00” are shown on the LED



### CAUTION

- When the symbol “Lo” appears, the device will power off in about 4s. Then you shall replace with a new set of batteries. Please replace all four batteries at the same time. Do NOT mix the old batteries with the new one.
- Worn batteries are hazardous waste. Do NOT dispose of them together with the household garbage.
- Please refer to the local ordinances and recycling instructions regarding disposal of the worn batteries and scrapped device.
- If you do not intend to use this unit for a prolonged period of time, it is advisable to remove the batteries before storing.
- Do not mix alkaline, standard (carbon-zinc), or rechargeable (Ni-Cd, Ni-MH, etc) batteries.

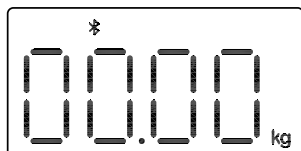
## Install APP and Pair-Up

With the advanced Bluetooth 5.0 technology applied, the mobile or portable equipments, which are equipped with Bluetooth function in line with BLE Technical Specifications as well as BLP Protocol established by global organization Bluetooth SIG, are capable to receive your personal health data. Just simply install the Tuya Smart App and pair up your scale with your mobile or portable equipments. Then you may enjoy the comprehensive health solution provided by Tuya.

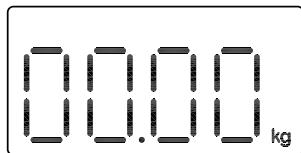
Note: It is only available for the device which supports Bluetooth 5.0 technology.

- For the first time, the scale will automatically enter bluetooth pairing mode.
- Turn on bluetooth and the Tuya Smart App. Make sure both are ON when pair-up is proceeding.

If SUCCEED, symbol “” will be shown on the LED.



If FAIL, symbol “✱” will not be shown on the LED.

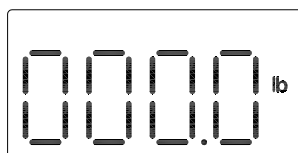
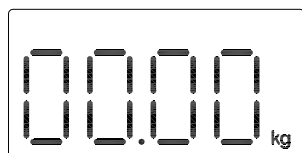


If symbol “✱” blinks, it means the device is being searched.

## START MEASURING

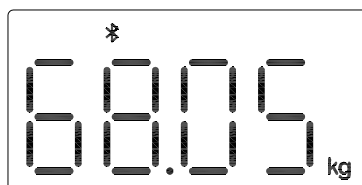
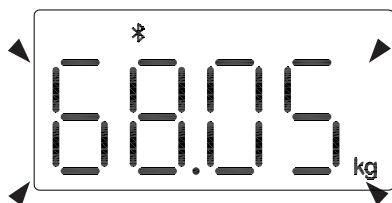
### Select Measurement Unit

With batteries correctly installed, press “UNIT” button in the back of the scale to select measurement unit. The default measurement unit is “kg”. You may press “UNIT” button to choose between kilogram and pound.



### Daily Measurement

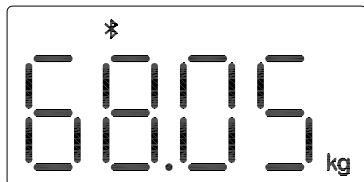
- With original SENSE ON patent technology, GBF-2008-B1 will switch on as you step on the platform barefooted.
- Stand still and keep full contact with the electrodes until the LED stops blinking digits.





## MANAGE YOUR HEALTH

### Data Transmission


- With GBF-2008-B1 successfully pair-up with your smartphone, the measurement data will be transmitted to your mobile via Bluetooth.



- ONLY when the measuring results are attached to a specific User ID will it be transmitted to your mobile after measurement.
- The symbol  will display after successful data transmission, and you may check your personal health data stored in your smartphone.
- If the data transmission fails, the symbol  doesn't display. The pending measurement data will be temporarily kept in the scale and transmitted to your smartphone when next measurement is complete.



#### CAUTION

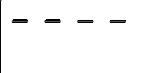

- Interference may occur in the vicinity of equipment marked with the following symbol . And the Analyzer may interfere vicinity electrical equipment.
- To enable the data transmission function, this product should be paired to a Bluetooth 5.0 or above end.

#### How to mitigate possible interference?

- The range between the Analyzer and the Bluetooth end should be reasonably close, from 1 meter to 10 meters. Please ensure no obstacles between the Analyzer and the Bluetooth end so as to obtain quality connection.
- To avoid interference, other electronic devices (particularly those with Bluetooth transmission / Transmitter) should be kept at least 1 meter away from the Analyzer.

## TROUBLESHOOTING

### Error Prompt

Error	Description	Solution
	Overload.	Stop using this scale for measurement.
	Low Battery.	Replace all four batteries in the same time. Please purchase the authorized batteries for replacement.



## ***When Measuring...***

<b>Problem</b>	<b>Root Cause</b>	<b>Solution</b>
Abnormal measuring results: - Too high; - Too low; - Huge difference between two recent measurement.	Incorrect posture	Please step on the platform barefooted and stand still.
	The device is located on the soft ground such as a carpet or on a rugged surface.	Please place the device on a flat, hard surface.
	Your feet are too dry.	Wipe your feet with a damp cloth, keeping them slightly damp when starting measurement.
No display on LED when the device powers on.	Batteries not yet installed.	Install the batteries. (Please refer to Insert the Batteries)
	Worn batteries.	Replace all four batteries at the same time. Please purchase the authorized batteries for replacement.
CANNOT proceed to analyze body fat.	Step onto the platform wearing socks or shoes.	Please keep barefooted during the measurement, and keep full contact with the electrodes as well.
	The system cannot identify the possible User ID with most similar data.	Please assign a User ID again on the APP.
The device powers off.	Low battery.	Replace all four batteries at the same time. Please purchase the authorized batteries for replacement.

## ***When Data Transmitting...***

<b>Problem</b>	<b>Root Cause</b>	<b>Solution</b>
Data transmission failed.	Bluetooth is OFF.	Turn ON the Bluetooth via Settings.
	The APP is OFF.	Press the icon to turn ON your APP.
	Out of range of Bluetooth transmission.	Place your smartphone closer to the scale.
	None of the user ID is assigned.	Please assign a User ID on the APP.

## SPECIFICATIONS

Product Name	Body Fat Analyzer (GBF-2008-B1)
Dimension	Scale: 300x300x25.5mm (Approximately)
Net Weight	Approximately 1.72kg ( Including the dry cells)
Display	Digital LED
Measurement Unit	Pound / Kilogram
Measurement Range	11lb to 397lb / 5kg to 180kg
Division	5-100kg: 0.05kg / 0.1lb; 100-180kg: 0.1kg / 0.2lb
Accuracy	5-50: $\pm 0.2$ kg;      50.05-100: $\pm 0.3$ kg; 100.1-150: $\pm 0.4$ kg;    150.1-180: $\pm 0.5$ kg
Working Environment	Temperature: 5°C to 40°C Relative Humidity: $\leq 90\%$ RH Atmospheric pressure: 86kPa to 106kPa
Storage Environment	Temperature: -20°C to 60°C Relative Humidity: $\leq 90\%$ RH Atmospheric pressure: 50kPa to 106kPa
Power Source	6V (Four AAA-size Batteries)
Auto-ON	SENSE ON technology
Auto-OFF	The scale will turn off after about 30s if there is no operation.
Accessories	1. Four AAA Size Batteries 2. User Manual
Mode of Operation	Continuous Operation









### About the Accuracy of This Product

- This product passes strict inspection before delivery and therefore its accuracy is guaranteed by the manufacturer.  
Please refer to the above table for the descriptions on accuracy.
- This product is specially designed for body fat analysis as well as weight measurement. It should NOT be used by anyone during the process of transaction for verification of goods' weight.

## MAINTENANCE

When carrying out usual maintenance, please ensure practice of the following Do's and Don'ts:

- DO use a dry soft cloth to wipe the dust.
- DO use a wet soft cloth, dipped into water and wrung out, to wipe the dirt. Then use a dry soft cloth to dry up the device.
- DON'T wash the device with water or immerse it in water.
- DON'T use propellant, abrasive or other chemicals to wipe the dirt in avoidance of discolor or malfunction.
- DON'T disassemble this device. If you have any problems, please contact Transtek.  
(Please refer to Warranty for contact information)

<b>REF</b>	Product code	<b>LOT</b>	Lot number
	Direct current		Date of manufacture
	Keep in a cool, dry place		Keep away from sunlight
<b>CE</b>	Product complies with European Directive	<b>IP21</b>	Covering Protection rate
	Caution: read instructions (warnings) carefully		Type BF applied part
	Follow instructions for use		WEEE disposal
<b>SN</b>	Serial number		



**Disposal:** *The product must not be disposed of along with other domestic waste. The users must dispose of this equipment by bringing it to a specific recycling point for electric and electronic equipment.*

**GIMA WARRANTY TERMS**

The Gima 12-month standard B2B warranty applies.