


## S/S GYNAECOLOGY INSTRUMENTS AND KITS



26817

- **26817 HEGAR DILATORS SET** - chrome plated  
Include 14 dilators Ø 4-17 mm




26810

- **26810 GYNAECOLOGY KIT**  
Includes 4 instruments in a nylon bag. See page 45.

- **26801 FOERSTER FORCEPS** 25 cm
- **26802 SCHROEDER FORCEPS** 25 cm
- **26806 SCHUMACHER BIOPSY FORCEPS** 24 cm
- **26808 SCHUBERT BIOPSY FORCEPS** - 21 cm
- **26809 KOGAN ENDOSPECULUM** - 24 cm

**OTHER GYNAECOLOGY INSTRUMENTS**  
See page 45


## S/S DELIVERY SURGICAL SET



26966

- **26966 MINOR DELIVERY SET** - 25 pcs  
Kidney Dish 20 cm (8") - medium  
Kidney Dish 25 cm (10") - large  
Gallipot 150 ml - 6 oz - medium  
Brown Sadler episiotomy scissors - 14 cm  
Kocher artery forceps straight - 16 cm  
Kocher artery forceps straight - 18 cm  
Kocher artery forceps curved - 16 cm  
English TOE dissecting forceps plain - 14 cm  
English TOE dissecting forceps plain - 18 cm  
Dissecting forceps toothed 1x2 - 14 cm  
2 operating scissors sharp/blunt - straight - 15 cm  
2 operating scissors sharp/blunt - curved - 15 cm  
2 rampley sponge holding forceps - str. - 24 cm  
Museux Vulsellum forceps 8 mm - str. 24 cm  
3 Cusco vaginal specula - small, medium, large  
3 Sims vaginal specula - small, medium, large  
Umbilical scissors USA Patent - 10.5 cm  
Instrument tray with lid 45x30x6.2 cm

## UMBILICAL CLAMP



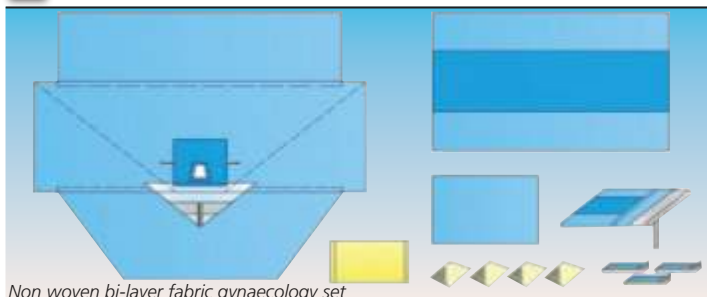
29942

MADE IN EUROPE

Extra safe clamp  
avoid accidental  
re-opening.  
Can be  
re-opened  
only by cutting  
back side

- **29942 X-SAFE UMBILICAL CORD CLAMP** - sterile - box of 500  
Disposable umbilical cord clamp to allow a proper clamping of all umbilical cords and prevent their outcoming from the closing comb. Individually packed in coupled cellophane (nylon/polyethylene) and medical paper to ensure safe hygienic conditions to user. Sterilized by ethylene oxide.

## GYNAECOLOGY SET - STERILE



Non woven bi-layer fabric gynaecology set

- **23641 GYNAECOLOGY SET** - sterile - box of 8  
1 table cover 150x200 cm with central absorbent band  
1 Mayo stand cover 80x145 cm  
1 gynaecology drape for lithotomy position 290x240 cm with adhesive hole, built-in leggings, bag for liquid collection with filter and drain valve  
1 drape 75x90 cm  
1 incision film 35x50 cm  
3 adhesive strips 10x50 cm  
4 towels 35x40 cm
- **23644 SET FOR CESAREAN SECTION** - sterile - box of 8  
1 table cover 150x200 cm with central absorbent band  
1 Mayo stand cover 80x145 cm  
1 drape for caesarean section  
260x200x310 cm with incision film and bag for liquid collection  
1 drape "baby blanket" 75x90 cm  
See picture at page 40


## MEMBRANE PERFORATOR



29945

- **29945 AMNIOTIC MEMBRANE PERFORATOR** - sterile - box of 600  
Disposable amniotic perforator. This system is thought to be completely safe to avoid lesions to the foetus. Supplied in single sterile envelope.

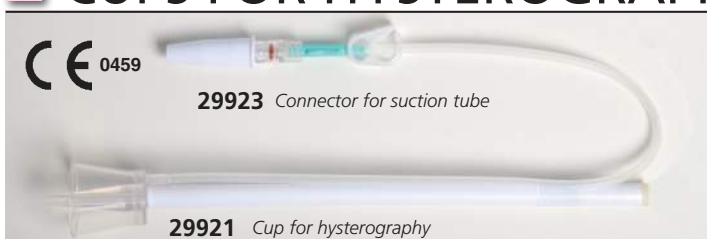
## I.D. BRACELET



29937

GIMA code	I.D. BRACELET	Colour	Minimum order
29936	Newborn	light blue	box of 100 pcs.
29937	Newborn	pink	box of 100 pcs.
29938	Mother	light blue	box of 100 pcs.
29939	Mother	pink	box of 100 pcs.

## CUPS FOR HYSTEROGRAPHY AND SIFT SCREW SYRINGE



CE 0459

29923 Connector for suction tube

29921 Cup for hysteroigraphy

- **29920 CUPS FOR HYSTEROGRAPHY** - 25 mm - sterile
- **29921 CUPS FOR HYSTEROGRAPHY** - 30 mm - sterile
- **29922 CUPS FOR HYSTEROGRAPHY** - 35 mm - sterile
- **29923 CUPS CONNECTOR** - sterile

Rigid, transparent tapered cup with a central conical cannula. Equipped with a 25 cm long flexible, pliable manipulator joined to the cup and two tubes equipped with clamps. One of these provides the vacuum, while the other injects the radiopaque medium. Perfect adhesion to the cervix by self-centering is ensured by the tapered shape of the cup and the progressive application of a vacuum to the cup. The suction cup/cannula unit is radiotransparent and allows the proximal area of the endocervix to be controlled. The radiologist is able to manipulate at a distance from the radioactive field while at the same time comfortably immobilizing the uterus. Latex free.